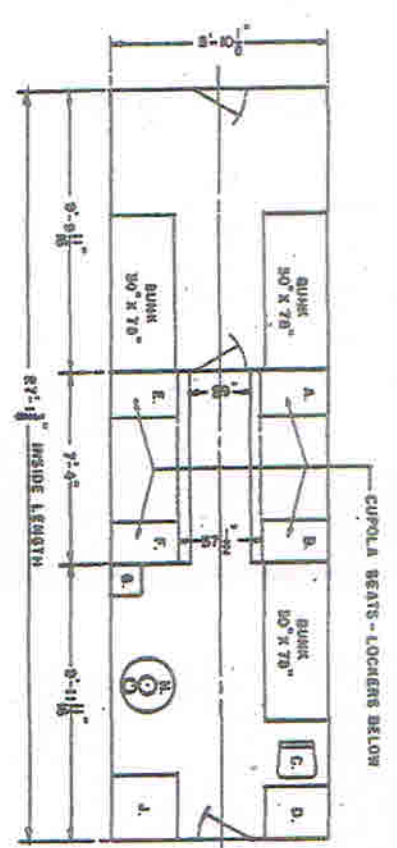
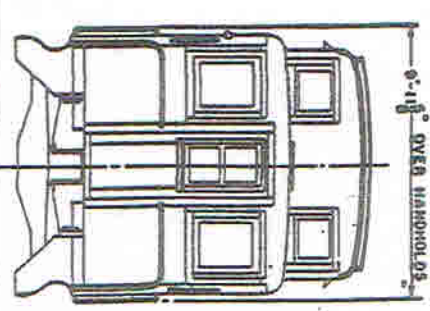
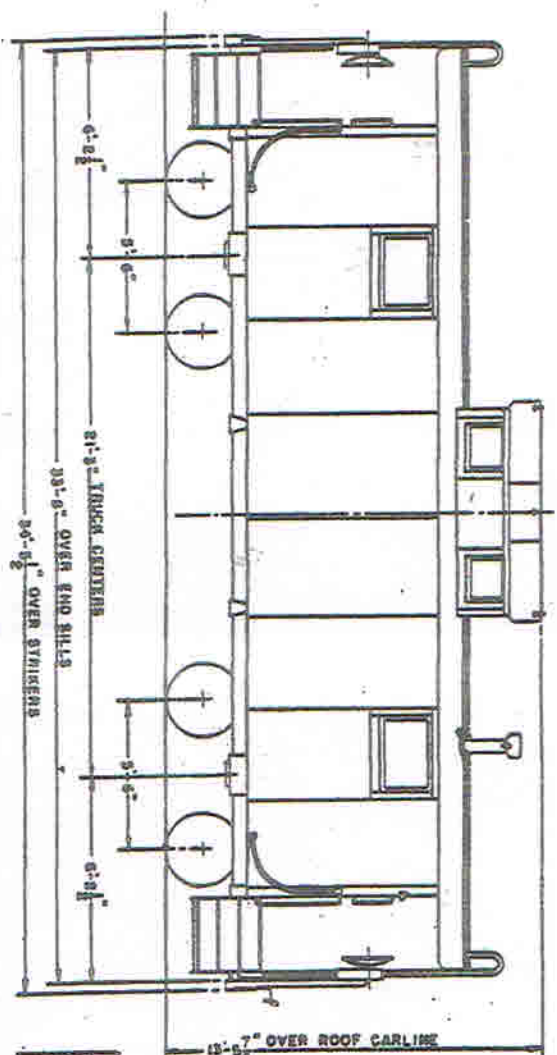


Copy



- A-CLOTHES LOCKER BELOW
- B-CUPBOARD BELOW
- C-CHAIR
- D-DESK
- E-DRY HOPPER BELOW
- F-WASH BASIN & WATER COOLER BELOW
- G-COAL BOX
- H-STOVE
- J-DROP TABLE (30" X 50" APPROX.)



RA	SERIES	FORMER INITIAL & NO.
AWR	K112, K11B	MSR 868, MSR 867
SOU	K657	MSR 378
CS	7749	MSR 369

GENERAL DATA	CAR BODY DATA	TRUCK DATA	MISCELLANEOUS
BUILT BY - MAGOR	BRAKES - VALVE - AB	CLASS - BARBER BETTENDORF	CUPOLA TYPE CABOOSE - LOCAL TYPE
YEAR BUILT - 1940	EMPTY-LOAD BRAKES -	GENERAL ARRGT. DWG.	X257 - SIDES PAINTED YELLOW UNDER CUPOLA
CUBIC CAPY -	CENTER SILL - 13" Z-SECTION	JOURNAL - 4-1/4" X 8" PLAIN BEARING	X257 - RADIO EQUIPPED
AVG LD LMT -	COUPLER - EGO, EGI	WHEELS -	NO ELECTRIC LIGHTS
AVG LT WT - 43,300 LBS	DRAFT GEAR - MINER A-20-KB	WEIGHT ONE TRUCK -	
BUILDERS REE -	DOOR -	BRAKE SHOES -	
RAILROAD SPECS -	END -	BRAKE BEAMS -	
PURCHASE AUTHORITY -	FLOOR -	ANTI-ROCK -	
GEN ARRGT DWG - "OLD" NS C9-1169	LINING -	SPRINGS - ELLIPTIC	
BRAKE ARRGT DWG -	UNDERFRAME - RIGID		
CLEARANCE -	BODY CENTER PL -		
CENTER OF GRAVITY EMPTY -	YOKE -		
	LOADED -		
MAX CURVE COUPLED -	UNCOUPLED -		

*copy*

SOUTHERN EQUIPMENT GUIDE LISTINGS  
 SORTED BY CAR TYPE AND SERIES  
 CABOOSES

INIT	SOU SERIES	SOU CLASS	NO. CARS	AAR MEC DSG	AAR CAR TYPE	WGT. 100 LBS.	GPL'D LGTH.	INSD. LGTH.	JRN SZ.	RB OR PL	BUILDER	DATE BUILT
SOU	X25	CBSS5	10	NE	N100	529	40'11"	32'10"	10	PL	SOUTHERN	1954-00
SOU	X71	CBSS6	1	NE	N100	529	40'11"	32'10"	10	PL	SOUTHERN	1947-00
SOU	X72	CBSS7	1	NE	N100	529	40'11"	32'10"	10	PL	SOUTHERN	1949-00
SOU	X122	CBSS8	1	NE	N100	529	40'11"	32'10"	10	PL	SOUTHERN	1949-00
SOU	X153	CBSS9	1	NE	N100	529	40'11"	32'10"	10	PL	GANTRY	1971-72
SOU	X200	GBS10	51	NE	N100	529	41'04"	32'10"	10	PL	SA	1931-00
SOU	X251	GBS11	3	NE	N100	529	32'04"	21'08"	10	PL	NS	1962-00
SOU	X255	GBS12	3	NE	N100	560	40'11"	32'10"	10	PL	SOUTHERN	1947-00
SOU	X258	GBS13	2	NE	N100	529	41'04"	32'10"	10	PL	GANTRY	1973-74
SOU	X260	GBS14	12	NE	N100	569	41'04"	32'10"	10	RB	FGE	1980-00
SOU	X315	GBS15	8	NE	N100	529	41'04"	32'10"	10	RB	GANTRY	1977-00
SOU	X327	GBS16	20	NE	N100	529	41'04"	32'10"	10	RB	GANTRY	1976-00
SOU	X335	GBS17	25	NE	N100	529	41'04"	32'10"	10	RB	GANTRY	1974-75
SOU	X355	GBS18	1	NE	N100	560	40'11"	32'10"	10	PL	SOUTHERN	1942-00
NS	X368	CBSS30	1	NE	N100	529	41'04"	31'10"	10	RB	GANTRY	1974-00
SOU	X380	CBSS19	10	NE	N100	529	41'04"	32'10"	10	RB	GANTRY	1974-00
SOU	X390	CBSS20	10	NE	N100	529	41'04"	32'10"	10	RB	SOU IRON	1969-00
SOU	X400	CBSS21	1	NE	N100	529	41'04"	32'10"	10	RB	HARBURG	1969-00
SOU	X401	CBSS22	2	NE	N100	563	41'04"	32'10"	10	RB	GANTRY	1969-00
SOU	X403	CBSS23	27	NE	N100	563	41'04"	32'10"	10	RB	GANTRY	1970-71
SOU	X430	CBSS24	162	NE	N100	560	40'11"	32'10"	10	RB	SOUTHERN	1949-51
SOU	X600	CBSS25	187	NE	N100	560	40'11"	32'10"	10	PL	SOUTHERN	1942-00
SOU	X2912	CBSS4	1	NE	N100	560	40'11"	32'10"	10	PL	SOUTHERN	1942-00
SOU	X2924	CBSS29	1	NE	N100	560	40'11"	32'10"	10	PL	SOUTHERN	1942-00
SOU	X3201	CBSS26	1	NE	N100	560	40'11"	32'10"	10	PL	SOUTHERN	1942-00
SOU	X3265	CBSS27	1	NE	N100	560	40'11"	32'10"	10	PL	SOUTHERN	1942-00
SOU	X6900	CBSS28	1	NE	N100	560	40'11"	32'10"	10	PL	SOUTHERN	1942-00

CAR TYPE TOTAL 555

Total 84

Total Caboozes in this Series at Chattanooga